


image not found or type unknown



image not found or type unknown



image not found or type unknown



## LUMINAIRE LED

<b>System Power:</b>	31.5W
<b>Colour Temperature:</b>	3000K-4000K
<b>Luminous Flux:</b>	5540.3 lm
<b>CRI:</b>	>80
<b>Luminaire Efficiency:</b>	156.9 lm/W
<b>Lighting Distribution:</b>	(C0-C180) / (C90-C270) - 120,4° / 99°
<b>Lifespan:</b>	60000 hr
<b>Protection Class:</b>	IP66, I
<b>Colour:</b>	Grey
<b>Dimensions:</b>	L: 1163mm W: 115mm H: 110mm
<b>Voltage, Frequency:</b>	220-240V, 50-60Hz
<b>Driver:</b>	Standard On/Off

## DETAILS

### APPLICATION

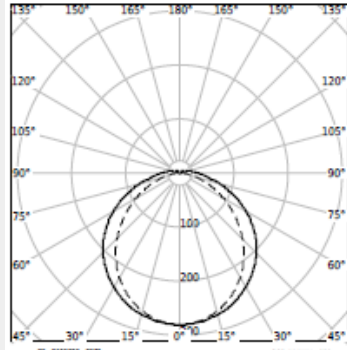
Clean & Medical

### Type

Ceiling Luminaire

### Properties

Tightly Closed, suitable for moist and dusty rooms




## MANUFACTURER

**LUXIONA**

## COUNTRY OF ORIGIN

**SPAIN**

image not found or type unknown



## NEPTUN INDUSTRY 6000

Tightly-closed ceiling luminaires with highly efficient LED light sources, ensuring additional protection against solid body penetration and jet of water from all directions. The luminaire is characterized by compact size and unbelievably simple and quick way to install.

[Download the product data sheet](#)