



LUMINAIRE TYPE
RECESSED

System Power:

23W / 28W / 34W / 41W / 47W / 53W / 59W / 78W

Light Colour:

2700K / 3000K / 3500K / 4000K / PearlWhite / Sun / BeCool / BeColor / GoldenBread / Fish&Seafood / SpecialMeat / FreshMeat

Luminous flux:

up to 9.530Lm

Colour Rendering

>80 / >90

Index (CRI):

Luminaire Efficiency:

up to 143Lm/W

Lighting Distribution:

BatWing / Spot 20° / Flood 44° / OvalBasic 40° x 60° / WallBeam

Rotation angle /

170° / 2 x 30°

Swivel angle:

Weight:

1.2Kg

Protection rating

IP20 , III

Class:

Color:

StratoBlack / StratoSilver / Stratowhite / RAL Colours

Dimensions:

Ø:215 x H:130mm

Beam:

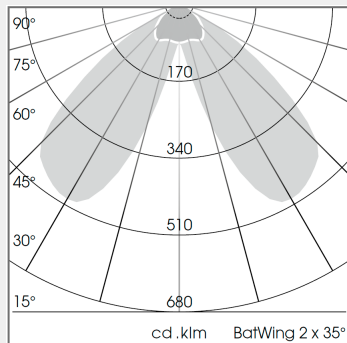
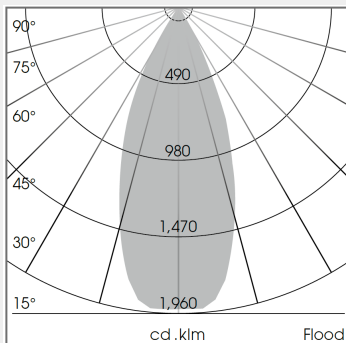
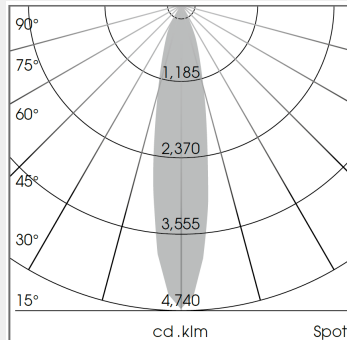
BatWing / Flood / OvalBasic / Spot / WallBeam



DETAILS

APPLICATION

Food Lighting
Retail Lighting
Architectural Lighting



MANUFACTURER



COUNTRY OF ORIGIN



INTARA RD 190

The Intara RD 190 family of recessed luminaires combines a clear design language with a modular design structure and maximum variability.