



LUMINAIRE TYPE
RECESSED

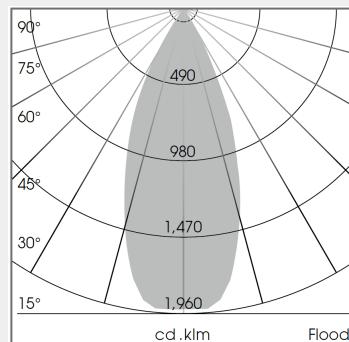
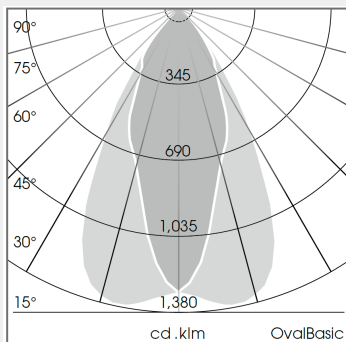
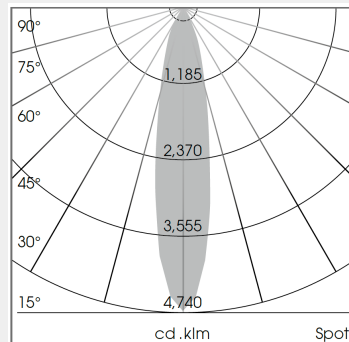
System Power:	23W / 28W / 34W / 41W / 47W / 53W
Light Colour:	2700K / 3000K / 3500K / 4000K / PearlWhite / Sun / GoldenBread / Fish&Seafood / SpecialMeat
Luminous flux:	up to 6.870Lm
Colour rendering index (CRI):	>80 / >90
Efficiency:	up to 143 lm/W
Lighting Distribution:	Spot 20° / Flood 44° / OvalBasic 40° x 60°
Rotation angle/Swivel angle:	Swivel angle 2 x 25°
Weight:	0.9Kg
Protection rating Class:	IP20 , III
Color:	StratoBlack / StratoSilver / Stratowhite / RAL Colours
Dimensions:	Ø:190 x H:135mm
Beam:	Flood / OvalBasic / Spot



DETAILS

APPLICATION

Food Lighting
Retail Lighting
Architectural Lighting



MANUFACTURER



COUNTRY OF ORIGIN



INTARA RD 165

Originally designed for lighting sales counters, Intara RD 165 has long become a classic all-rounder. With its compact dimensions the luminaire is suited to virtually any installation situation; it is infinitely adjustable and can be precisely aligned. Passively cooled luminaires with different light colours and reflectors offer numerous possible applications.