



LIGHT TECHNOLOGY

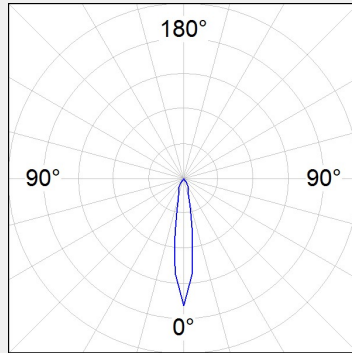
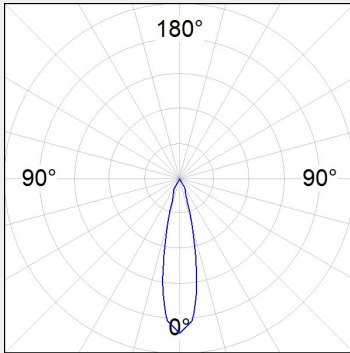
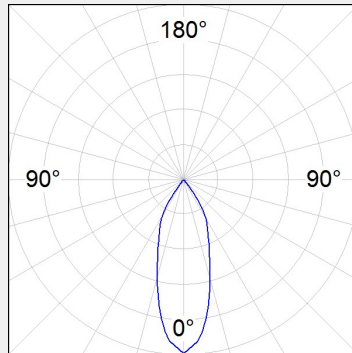
LED

| | |
|---------------------------------------|---|
| System Power: | 25W / 26W / 34W / 35W |
| Colour Temperature: | 3000K / 4000K |
| Luminous Flux: | up to 3724Lm |
| Colour Rendering Index (CRI): | >80 |
| Luminaire Efficiency: | up to 102.2Lm/W |
| Beam Angle: | Spot 16° / Medium 23°, 24° / Flood 32°, 34° |
| Rotation Angle / Swivel Angle: | 355° / 90° |
| Protection Rating Class: | IP20 , II |
| Colour: | Black / White |
| Weight: | 1.7Kg |
| Gear: | ON/OFF , DALI |

DETAILS

APPLICATION

Interior & Architecture
Lighting
Retail Lighting



MANUFACTURER



COUNTRY OF ORIGIN

SPAIN

HANCE SPOTLIGHT SEMI-RECESSED 3000/4000

Multi-directional semi-recessed projector model HANCE SPOTLIGHT SEMI RECESSED 3000/4000 by LAMP. Body and frame made of injected aluminum in black or white and decorative rings in black or white. Passive diffusion for proper thermal management. With Flood type high purity aluminum reflector. Power supply included.