



LIGHT TECHNOLOGY

LED

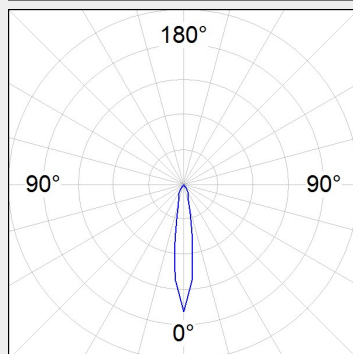
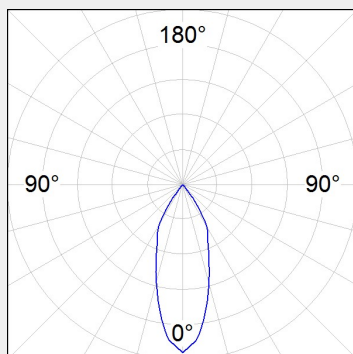
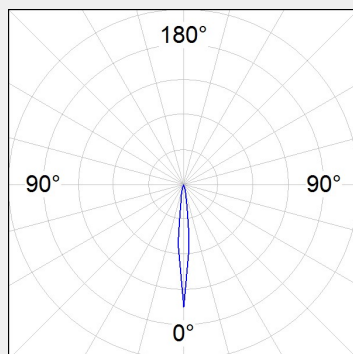
System Power:	25W / 26W / 34W
Colour:	Black / White
Colour Temperature:	3000K / 4000K
Luminous Flux:	up to 3875Lm
Colour Rendering Index (CRI):	>80
Luminaire Efficiency:	up to 103.3Lm/W
Lighting Distribution:	Narrow 16° / Medium Flood 23° / Medium Flood 24° / Flood 32° / Flood 34°
Weight:	1.35Kg
Protection rating. Class:	IP20 , I
Dimensions:	Ø:90 x H:210mm
Gear:	ON/OFF , DALI



DETAILS

APPLICATION

Interior & Architecture
Lighting
Food Lighting
Retail Lighting



MANUFACTURER

LAMP
Worktitude for light

COUNTRY OF ORIGIN

SPAIN

HANCE 3000-4000 TRACK

The HANCE 3000-4000 TRACK model from LAMP is a multi-directional projector and is integrated in a three-phase electric rail. Passive dispersion for proper thermal management. This luminaire is also available with DALI system.